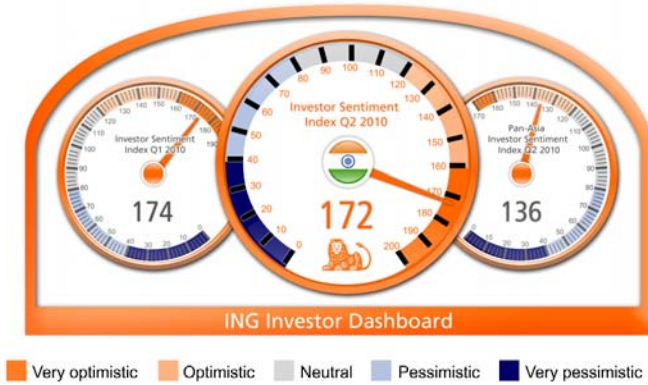


ING Investor Dashboard Q2 2010 Survey Highlights

India - Key Highlights

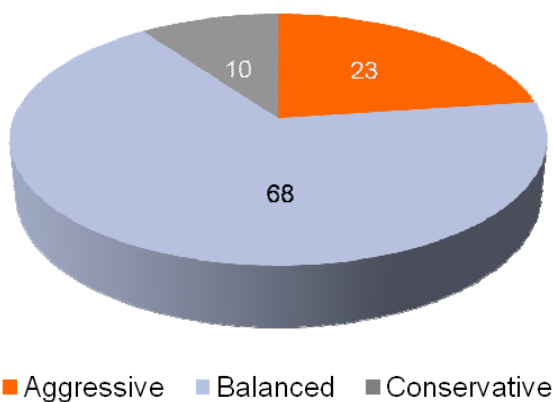
16 July 2010



In the numbers...

- 74%** expect inflation to increase in 2010
- 81%** foresee residential property prices rising in Q3 2010
- 61%** consider gold as a good investment vehicle to protect against inflation
- 21%** believe the U.S. will take more than two years to fully recover from the recession
- 21%** will invest less to cover the effect of inflation on day-to-day expenses

India's Portfolio



- ▶ India continues to stand firmly in the “very optimistic” zone and leads the market with Q2, 2010 index of 172.
- ▶ Indian investors remain positive in their financial status this quarter with more investors experiencing improvements in personal financial and household financial situation
- ▶ Stock exchange forecast is less optimistic for Q3, 2010 and Indian investors are shifting to lower risk investments with 73% investors favouring low risk low return investment sector.
- ▶ More Indian investors expect domestic interest rate to remain stable this year. In addition, 73% of investors foresee domestic interest rate to have positive impact on local economy.

“India is recovering well from a mild slowdown. This manifests in the confidence that investors have demonstrated in the economy. This has also translated into burgeoning domestic demand as business investment and Consumer spending accelerated. As a result, the economy is recovering faster than expected”

Mr. Navin Suri,
MD & CEO of ING Investment Management India

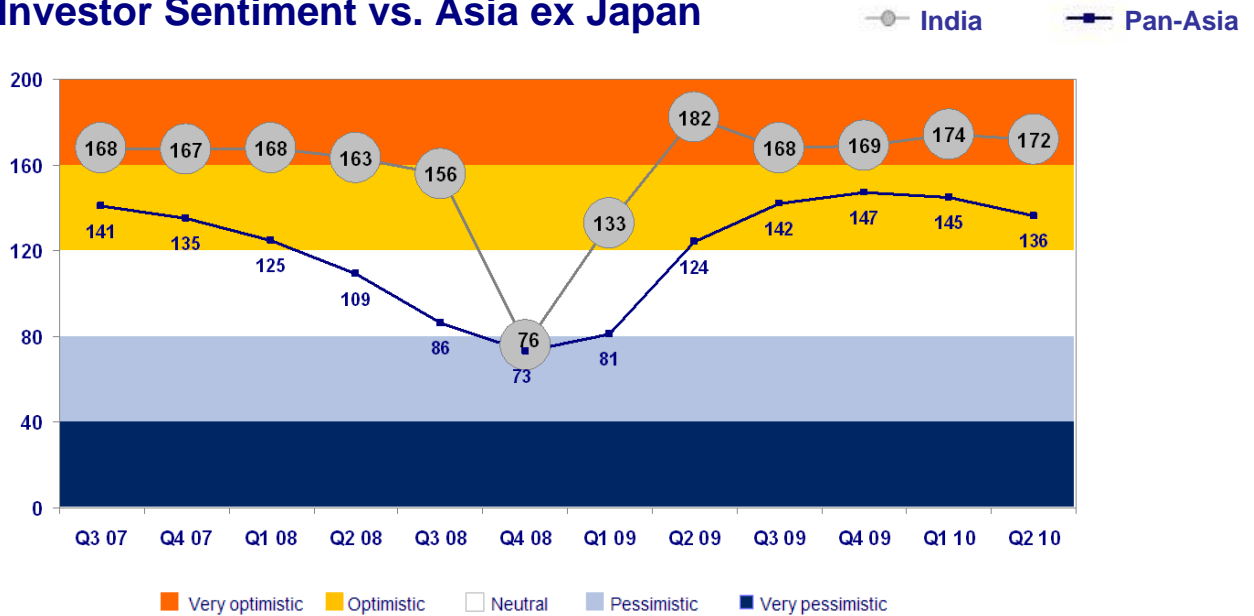
Most Popular Investment Vehicles

India	Asia
1 Cash/Deposits and Local Mutual Funds	1 Cash/Deposits
2 Gold	2 Home
3 Local Stocks	3 Local Stocks
4 Home	4 Gold
5 Local Mutual Funds	5 Local Mutual Funds



ING Investor Dashboard Q2 2010 Survey Highlights

Local Investor Sentiment vs. Asia ex Japan



In the rest of Asia...

- ▶ Sentiment Index softens from 145 to 136, but retains its position in the optimistic territory for the fifth consecutive quarter.
- ▶ India continues to lead the way as the only market in the 'very optimistic' territory.
- ▶ Philippines experiences a growing trend since Q4 09 and this quarter it reaches a peak and sits it at the second position.
- ▶ Investor sentiment in Greater China regions (China, Hong Kong and Taiwan) and export-oriented Singapore, experience a large decline.
- ▶ Most investors see a negative effect of European Debt Crisis on global economic growth. At the same time, more investors see U.S. economy having negative impact on investment decisions
- ▶ Fewer investors foresee the local economy, stock and property market to rise.
- ▶ In addition, investors have increased interest towards low risk/ low return investment products.

71% expect inflation to rise in 2010

55% foresee residential property prices rising in Q3 2010

54% expect interest rates to rise in 2010

45% consider gold as a good investment vehicle to protect against inflation

34% believe the U.S. will take more than two years to fully recover from the recession

15% will invest less to cover the effect of inflation on day-to-day expenses

What is the ING Investor Dashboard?

The quarterly ING Investor Dashboard surveys mass affluent investors across 12 Asia/Pacific markets: Australia, China, Hong Kong, India, Indonesia, Japan, Korea, Malaysia, the Philippines, Singapore, Taiwan and Thailand. The results provide a 'score' between 0 (least optimistic) to 200 (most optimistic) per market and for 10 of the markets (ex. Australia and Japan). These points over time form indices to give insights into sentiment and activity. Respondents have disposable assets or investments of at least US\$100,000, except for Indonesia and the Philippines where the threshold is US\$60,000. The survey is conducted by Nielsen.